

Private Health Information Statement - General treatment policy

Core Essential Extras

Latrobe Health Services
http://www.latrobehealth.com.au
info@lhs.com.au
1300 362 144

Monthly Premium

\$70.17 #

(before any rebate or insurer discount)

Covers 2 adults (and no-one else)
Available in All States

You may be entitled to an Australian Government rebate on the above premium. Your premium may also include an insurer discount. Check with your insurer for details.






General Treatment Cover

This policy must be purchased with a hospital policy.
This health insurer does not operate a preferred provider scheme.

This policy  includes General treatment (Extras) cover for

Treatment	Waiting period (months)	Benefit limits (per 12 months unless otherwise stated)	Examples of maximum benefits
General dental	2	\$375 per person (combined limit for general dental & endodontic)	Periodic oral examination - 50% of charge Scale & clean - 50% of charge Fluoride treatment - \$36.00 Surgical tooth extraction - 50% of charge
Endodontic	2		Filling of one root canal - 50% of charge
Optical	6	\$175 per person	Single vision lenses & frames - \$175.00 Multi-focal lenses & frames - \$175.00
Physiotherapy	2	\$350 per person up to \$700 per policy (combined limit for physiotherapy, chiropractic, acupuncture, remedial massage, dietetics/dietary advice, exercise physiology, osteopathy & other services)	Initial visit - \$30.00 Subsequent visit - \$30.00
Chiropractic	2		Initial visit - \$30.00 Subsequent visit - \$30.00
Psychology	2	\$200 per person	Initial visit - \$30.00 Subsequent visit - \$30.00
Acupuncture	2	Combined limit - see Physiotherapy	Initial visit - \$30.00 Subsequent visit - \$30.00
Remedial massage	2	Combined limit - see Physiotherapy	Initial visit - \$30.00 Subsequent visit - \$30.00
Dietetics/dietary advice	2	Combined limit - see Physiotherapy	Initial visit - \$30.00 Subsequent visit - \$30.00
Exercise physiology	2	Combined limit - see Physiotherapy	Initial visit - \$30.00 Subsequent visit - \$30.00
Osteopathy	2	Combined limit - see Physiotherapy	Initial visit - \$30.00 Subsequent visit - \$30.00
Periodic Oral Examination - \$60 for 1 service, 50% for additional services. Scale and clean - \$120 for 1 service, 50% for additional services. Fluoride Treatment - \$36 for 2 services, limit 2 services per person per year. A benefit is also payable for myotherapy, health appliances & aids such as crutches, knee braces, splints, cam boot and a 50% rebate on full ambulance subscriptions when paid voluntarily but not as a state tax or levy. When this extras cover is coupled with a hospital cover a benefit bonus will also accumulate.			

This policy  does not include General treatment (Extras) cover for

 Blood glucose monitors	 Non PBS pharmaceuticals	 Other treatments - check with your insurer
 Hearing aids	 Orthodontic	

Other features of this general treatment cover

When combined with hospital, also includes a Benefit Bonus of \$50 each year per person capped at \$100 per membership, accruing up to \$250 per person capped at \$500 per membership. For Couple and Family memberships, each person may only claim up to 50% of the accrued benefit bonus in any one year. Benefit Bonus limits refresh each year on join anniversary. If unused, benefit bonus rolls over up to a maximum of 5 years' benefit (\$250 per person capped at \$500 per membership)

For further information about this policy see

<https://www.latrobehealth.com.au/health-cover/cover-extras/core-singles-and-couples/>

Ambulance cover

In All States this policy provides:

Emergency: Unlimited with a waiting period of 1 day.

Call-out fees: will be paid for each attendance, including emergency treatment without transport to hospital.

State schemes provide ambulance services for residents of Tasmania

(https://www.health.tas.gov.au/ambulance/fees_and_accounts) and Queensland (<https://www.ambulance.qld.gov.au/>).

Other features of this ambulance cover

You are covered by Latrobe's emergency ambulance, for details regarding comprehensive ambulance cover for your state, please visit our website. Those who hold a concession card should refer to their card issuer or state service for ambulance cover details.

For further information about this policy see

<https://www.latrobehealth.com.au/health-cover/emergency-ambulance-cover/>

Disclaimer

The information contained in this Private Health Information Statement was provided by the insurer and is intended as general information. It may not take into account your particular circumstances. For information please contact the insurer.