

## Private Health Information Statement - General treatment policy

### Core and Family Extras

nib Health Funds Ltd.

<https://www.nib.com.au>

13 14 63

Monthly Premium

**\$79.72 #**

(before any rebate or insurer discount)

Covers only one person  
Available in Western Australia

# You may be entitled to an Australian Government rebate on the above premium. Your premium may also include an insurer discount. Check with your insurer for details.

### General Treatment Cover









By using our FirstChoice providers, you may have lower out-of-pocket costs on many allied health services. A list of "preferred providers" is available from the health insurer. See <https://www.nib.com.au/find-a-provider>.

This policy  includes General treatment (Extras) cover for

Treatment	Waiting period (months)	Benefit limits (per 12 months unless otherwise stated)	Examples of maximum benefits
General dental	2	\$600 per policy (no limit on preventative dental)	Periodic oral examination - 60% of charge Scale & clean - 60% of charge Fluoride treatment - 60% of charge
Major dental	12	\$600 per policy (combined limit for major dental & endodontic)	Surgical tooth extraction - 60% of charge Full crown veneered - 60% of charge
Endodontic	12		Filling of one root canal - 60% of charge
Orthodontic	12	\$350 per policy \$1,500 lifetime limit	Braces for upper & lower teeth, including removal plus fitting of retainer - 60% of charge
Optical	6	\$250 per policy (combined limit for optical & other services)	Single vision lenses & frames - 60% of charge Multi-focal lenses & frames - 60% of charge
Physiotherapy	2	\$350 per policy	Initial visit - 60% of charge Subsequent visit - 60% of charge
Podiatry	2	\$200 per policy (combined limit for podiatry & orthotics (podiatric orthoses))	Initial visit - 60% of charge Subsequent visit - 60% of charge
Ante-natal/Post-natal classes	2	\$200 per policy	Initial visit - 100% of charge Subsequent visit - 100% of charge
Occupational therapy	2	\$300 per policy	Initial visit - 60% of charge Subsequent visit - 60% of charge
Orthotics (podiatric orthoses)	2	Combined limit - see Podiatry	Orthotics supply & fit - 60% of charge
Speech therapy	2	\$350 per policy	Initial visit - 60% of charge Subsequent visit - 60% of charge

Preventative Tests - \$100 limit per person per calendar year (waiting period 6 months): 60% back on preventative health test e.g. thin prep, bone density testing, bowel screening (service limits apply). Family Health Aids - \$250 limit per person per calendar year (waiting period 12 months): 60% back on health aids e.g. spacer, peak flow meter, nebuliser, Irlen lens (service limits apply). For Preventative dental service limits apply.

This policy  does not include General treatment (Extras) cover for

 Acupuncture	 Hearing aids	 Remedial massage
 Blood glucose monitors	 Non PBS pharmaceuticals	 Other treatments - check with your insurer
 Chiropractic	 Psychology	

### Other features of this general treatment cover

[PrivateHealth.gov.au](http://PrivateHealth.gov.au)

PolicyID: NIB/I20/WCHK10

Date statement issued: 01 April 2026

Page 1 of 2

Of course, you can see your choice of provider, but by choosing a FirstChoice provider, you may have less to pay towards the cost of your treatment. We've created the FirstChoice network to help you access quality healthcare and a better deal for you and your family. We've locked in lower costs with our FirstChoice providers, so you can enjoy competitive treatment fees when you visit the dentist or a discount the next time you claim for glasses.

For further information about this policy see  
<https://my.nib.com.au/product-collateral/57>

## Ambulance cover

In Western Australia this policy provides:

**Emergency:** Unlimited with a waiting period of 1 day.

**Call-out fees:** will be paid for each attendance, including emergency treatment without transport to hospital.

### Other features of this ambulance cover

All our health covers include unlimited emergency ambulance (1 day waiting period on all emergency ambulance). Emergency ambulance is when you need immediate transport by a State or Territory ambulance to get to a hospital or other facility for urgent medical treatment. No annual limits for emergency ambulance apply.

For further information about this policy see  
<https://my.nib.com.au/product-collateral/57>

### Disclaimer

The information contained in this Private Health Information Statement was provided by the insurer and is intended as general information. It may not take into account your particular circumstances. For information please contact the insurer.