

## Private Health Information Statement - General treatment policy

### Standard Extras

#### Peoplecare Health Insurance

<http://www.peoplecare.com.au>  
[info@peoplecare.com.au](mailto:info@peoplecare.com.au)  
 1800 808 690

#### Monthly Premium

**\$94.83 #**

(before any rebate or insurer discount)

Covers two adults & dependants (3 or more people, only 2 of whom are adults)

Available in NSW & ACT  
 Closed to new members

# You may be entitled to an Australian Government rebate on the above premium. Your premium may also include an insurer discount. Check with your insurer for details.

This policy covers children and other dependants up to and including the age of 20, students up to and including the age of 30, as well as persons with a disability who qualify as a child or other dependant or student in these age ranges.

### General Treatment Cover







By using Peoplecare's 'preferred providers' you may have lower out of pocket costs on Dental and Optical treatments and have access to more 'no gap' treatments. A list of 'preferred providers' is available from Peoplecare. See

<https://peoplecare.com.au/Members/Providers/Other-health-providers>.

This policy  includes General treatment (Extras) cover for

Treatment	Waiting period (months)	Benefit limits (per 12 months unless otherwise stated)	Examples of maximum benefits
General dental	2	\$500 per person	Periodic oral examination - 60% of charge Scale & clean - 60% of charge Fluoride treatment - 60% of charge Surgical tooth extraction - 60% of charge
Optical	6	\$150 per person	Single vision lenses & frames - \$150.00 Multi-focal lenses & frames - \$150.00
Non PBS pharmaceuticals	2	\$350 per person up to \$700 per policy (combined limit for non pbs pharmaceuticals & vaccinations - <b>Sub-limits apply</b> )	Per eligible prescription - \$50.00
Physiotherapy	2	\$350 per person up to \$700 per policy (combined limit for physiotherapy & exercise physiology - <b>Sub-limits apply</b> )	Initial visit - \$35.00 Subsequent visit - \$25.00
Chiropractic	2	\$350 per person up to \$700 per policy (combined limit for chiropractic & osteopathy - <b>Sub-limits apply</b> )	Initial visit - \$35.00 Subsequent visit - \$25.00
Remedial massage	2	\$170 per person up to \$340 per policy	Initial visit - 60% of charge Subsequent visit - 60% of charge
Exercise physiology	2	Combined limit - see Physiotherapy	Initial visit - \$35.00 Subsequent visit - \$25.00
Health management / Healthy lifestyle	6	\$100 per person up to \$200 per policy	Health management - 100% of charge
Osteopathy	2	Combined limit - see Chiropractic	Initial visit - \$35.00 Subsequent visit - \$25.00
Vaccinations	2	Combined limit - see Non PBS pharmaceuticals	Per service - \$50.00

This policy  does not include General treatment (Extras) cover for

 Acupuncture	 Hearing aids	 Podiatry
 Blood glucose monitors	 Major dental	 Psychology

For further information about this policy see

<https://www.peoplecare.com.au/siteassets/documents/CD/oms/standard-extras.pdf>

## Ambulance cover

In NSW & ACT this policy provides:

**Emergency:** Unlimited with a waiting period of 1 day.

**Non-emergency:** Unlimited transport with a waiting period of 1 day.

**Call-out fees:** will be paid for each attendance, including emergency treatment without transport to hospital.

### Other features of this ambulance cover

Unlimited Ambulance covers you Australia wide for land, sea and air transport.

For further information about this policy see

<https://www.peoplecare.com.au/health-insurance/hospital-cover/ambulance>

### Disclaimer

The information contained in this Private Health Information Statement was provided by the insurer and is intended as general information. It may not take into account your particular circumstances. For information please contact the insurer.