

## Private Health Information Statement - General treatment policy

### Simple 60

#### see-u by HBF

<https://www.seeuhealthinsurance.com.au>

[info@seeuhealthinsurance.com.au](mailto:info@seeuhealthinsurance.com.au)

1300 499 260

#### Monthly Premium

**\$110.98<sup>#</sup>**

(before any rebate or insurer discount)

Covers 2 adults (and no-one else)

Available in Victoria

<sup>#</sup> You may be entitled to an Australian Government rebate on the above premium. Your premium may also include an insurer discount. Check with your insurer for details.

### General Treatment Cover

This policy can only be purchased with certain hospital policies.







This health insurer does not operate a preferred provider scheme.

This policy  includes General treatment (Extras) cover for

Treatment	Waiting period (months)	Benefit limits (per 12 months unless otherwise stated)	Examples of maximum benefits
General dental	2	\$700 per person up to \$1,400 per policy	Periodic oral examination - 60% of charge Scale & clean - 60% of charge Fluoride treatment - 60% of charge
Major dental	12	\$600 per person up to \$1,200 per policy (combined limit for major dental & endodontic)	Surgical tooth extraction - 60% of charge Full crown veneered - 60% of charge
Endodontic	12		Filling of one root canal - 60% of charge
Optical	6	\$200 per person up to \$400 per policy	Single vision lenses & frames - 100% of charge Multi-focal lenses & frames - 100% of charge
Physiotherapy	2	\$300 per person up to \$600 per policy (combined limit for physiotherapy & exercise physiology)	Initial visit - 60% of charge Subsequent visit - 60% of charge
Chiropractic	2	\$300 per person up to \$600 per policy (combined limit for chiropractic & osteopathy)	Initial visit - 60% of charge Subsequent visit - 60% of charge
Psychology	2	\$200 per person up to \$400 per policy (combined limit for psychology & other services)	Initial visit - 60% of charge Subsequent visit - 60% of charge
Acupuncture	2	\$150 per person up to \$300 per policy (combined limit for acupuncture, remedial massage & chinese medicine)	Initial visit - 60% of charge Subsequent visit - 60% of charge
Remedial massage	2		Initial visit - 60% of charge Subsequent visit - 60% of charge
Chinese medicine	2		Initial visit - 60% of charge Subsequent visit - 60% of charge
Exercise physiology	2	Combined limit - see Physiotherapy	Initial visit - 60% of charge Subsequent visit - 60% of charge
Osteopathy	2	Combined limit - see Chiropractic	Initial visit - 60% of charge Subsequent visit - 60% of charge

Simple 60 also includes cover for: Western Herbal Medicine, Naturopathy, Yoga, Pilates, Tai Chi, Shiatsu, and Alexander Technique (waiting period 2 months for all services, 60% benefit up to combined limit for all services – see Acupuncture). This product also includes coverage for Counselling consultations under the Psychology limit.

This policy  does not include General treatment (Extras) cover for

 Blood glucose monitors	 Non PBS pharmaceuticals	 Podiatry
 Hearing aids	 Orthodontic	 Other treatments - check with your insurer

---

For further information about this policy see

<https://www.seeuhealthinsurance.com.au>

## Ambulance cover

Pensioner Concession Card and Healthcare Card holders are entitled to free clinically necessary ambulance transport. If you are not eligible for a concession and want to be covered, you can purchase insurance from a private health insurer or take out a subscription with the state ambulance service (<https://www.ambulance.vic.gov.au/membership>).

For further information about this policy see

<https://www.seeuhealthinsurance.com.au>

## Disclaimer

The information contained in this Private Health Information Statement was provided by the insurer and is intended as general information. It may not take into account your particular circumstances. For information please contact the insurer.